

Unified Global Security: The Challenge Ahead





Conveyance Inspection Procedures and Sealing Process

Presented by
SSCSS Mark Isaacson
SCSS Tom Greulich
SCSS Mark Mahoney

Unified Global Security: The Challenge Ahead



17-Point Truck & Trailer Inspection



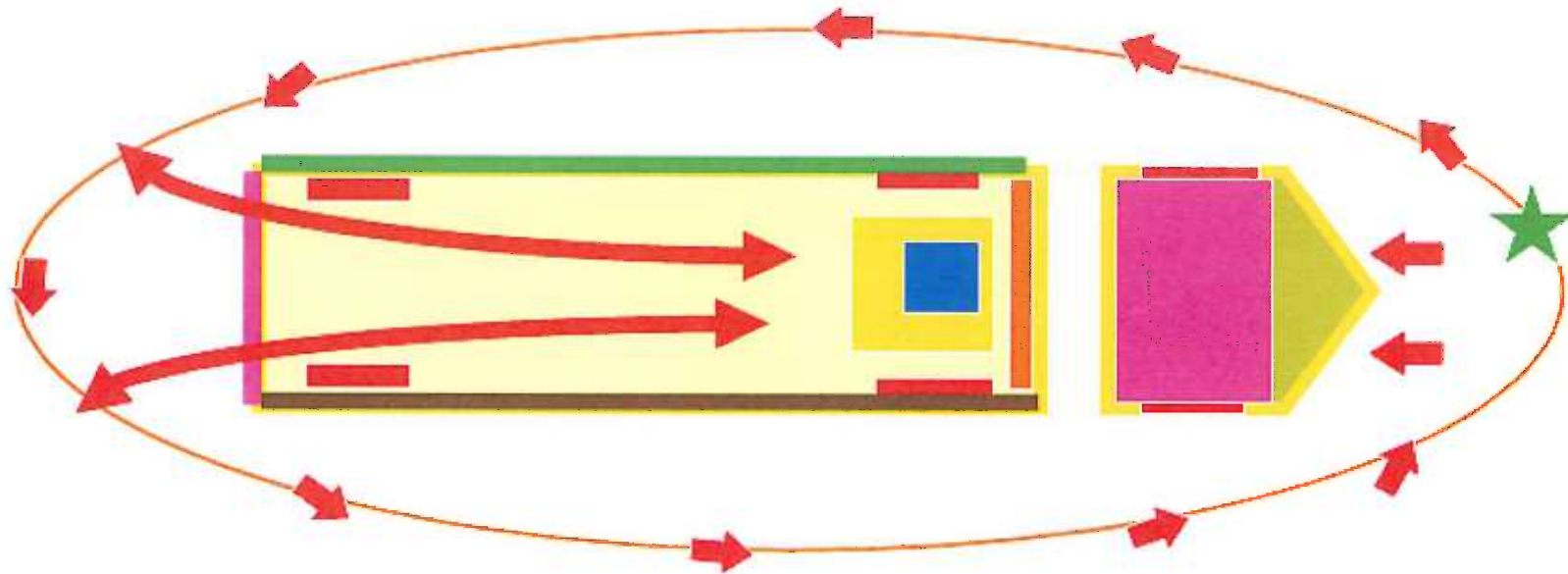
1. Bumper
2. Engine
3. Tires (truck & trailer)
4. Floor (inside truck)
5. Fuel Tanks
6. Cab/ Storage Compartments
7. Air Tanks
8. Drive Shafts
9. Fifth Wheel
10. Outside/ Undercarriage
11. Floor (inside)
12. Outside/ Inside Doors
13. Side Walls
14. Ceiling/ Roof
15. Front Wall
16. Refrigeration Unit
17. Exhaust

Unified Global Security: The Challenge Ahead



Conduct a Systematic Inspection

Begin and end your inspection at the same point every time.



Unified Global Security: The Challenge Ahead



Bumpers

Point 1



Unified Global Security: The Challenge Ahead



Engine Area

Point 2



Unified Global Security: The Challenge Ahead



Tires

Point 3



Unified Global Security: The Challenge Ahead



Tires

- Recently Mounted
- Tampered Bolts
- Water Streaks



Unified Global Security: The Challenge Ahead



Floor

Point 4



Unified Global Security: The Challenge Ahead



Fuel Tanks/Battery Box

Point 5



Unified Global Security: The Challenge Ahead



Fuel Tank Compartment



Unified Global Security: The Challenge Ahead



Fuel Tank



Unified Global Security: The Challenge Ahead



Cab/Sleeper



Unified Global Security: The Challenge Ahead



Storage Compartment

Point 6



Unified Global Security: The Challenge Ahead



Air Tanks



Unified Global Security: The Challenge Ahead



Drive Shaft

Point 8



Unified Global Security: The Challenge Ahead



Fifth Wheel Area

Point 9



Unified Global Security: The Challenge Ahead



False Floor in Fifth Wheel

Point 9



Unified Global Security: The Challenge Ahead



Fifth Wheel Area

Point 9



Unified Global Security: The Challenge Ahead



Outside Undercarriage



Unified Global Security: The Challenge Ahead



False Floor




Unified Global Security: The Challenge Ahead

False Floor in Trailer



Unified Global Security: The Challenge Ahead

Floor Compartment



Unified Global Security: The Challenge Ahead



Door Hardware




Unified Global Security: The Challenge Ahead



Check Hinges

Point 12




Unified Global Security: The Challenge Ahead



Side Wall Compartments

Point 13



Unified Global Security: The Challenge Ahead



Side Walls


Point 13



Unified Global Security: The Challenge Ahead



Side Wall Kick Panel



Unified Global Security: The Challenge Ahead



Ceiling/Roof



Unified Global Security: The Challenge Ahead



Roof Compartments



Unified Global Security: The Challenge Ahead



Roof Compartments

Point 14



Unified Global Security: The Challenge Ahead



Front Wall Compartments

Point 15



Unified Global Security: The Challenge Ahead



Dry Box – Front Wall

Point 15



Unified Global Security: The Challenge Ahead



Contraband in False Wall



Unified Global Security: The Challenge Ahead



Refrigeration Unit



Unified Global Security: The Challenge Ahead



Exhaust / Air Deflector



Unified Global Security: The Challenge Ahead

