

Unified Global Security: The Challenge Ahead





Conveyance Inspection Procedures and Sealing Process

Presented by
SSCSS Mark Isaacson
SCSS Tom Greulich
SCSS Mark Mahoney

Unified Global Security: The Challenge Ahead



C-TPAT Criteria...

Container Security (Importer):

- Container integrity must be maintained to protect against the introduction of unauthorized material and/or persons.
- At point of stuffing, procedures must be in place to properly seal and maintain the integrity of the shipping containers.
- A high security seal must be affixed to all loaded containers bound for the U.S.
- All seals must meet or exceed the current ISO/PAS 17712 standards for “High Security” seals.



Unified Global Security: The Challenge Ahead

C-TPAT Criteria...

Container Security (Highway Carrier):

- When transporting a container or trailer for a C-TPAT importer, a high security seal that meets or exceed the current ISO PAS 17712 standards for high security seals must be utilized.

Trailer Seals (Highway Carrier):

- The sealing of trailers, to include continuous seal integrity, are crucial elements of a secure supply chain, and remains a critical part of a carrier's commitment to C-TPAT.
- A high security seal must be affixed to all loaded trailers bound for the U.S. All seals must meet or exceed the current ISO PAS 17712 standards for high security seals.



Unified Global Security: The Challenge Ahead



How Do You Know?

- Look for the “H” stamped on the seal:

Bottom of the locking body

Top of the steel bolt or rod



Unified Global Security: The Challenge Ahead

C-TPAT Criteria...

- Seal Affixing Process:
 - Only designated, authorized employees must distribute and affix container seals for integrity purposes. The fewer people who have access to seals, the better!
 - Unauthorized employees must never handle seals!



Unified Global Security: The Challenge Ahead

Container/ Trailer Seals...

- Seal Affixing Process:
 - Seals should be affixed to the right door of the container/ trailer on the hasp that has the welded rivet. This practice will raise the level of security for the shipment.
 - After the seal is affixed to the container, an authorized employee should make sure that the seal is secure by pulling down on it.



Unified Global Security: The Challenge Ahead

Container/ Trailer Seals...

Affix
Seal

Outside Doors:



Detachable or loose bolts can allow access inside container

Unified Global Security: The Challenge Ahead



Container/ Trailer Seals...

Affix
Seal



Unified Global Security: The Challenge Ahead



Container/ Trailer Seals...

Affix
Seal



Detachable or loose bolts can allow access inside container



Unified Global Security: The Challenge Ahead



Container/ Trailer Seals...

Affix
Seal




Unified Global Security: The Challenge Ahead



Container/ Trailer Seals...

Affix Seal



Unified Global Security: The Challenge Ahead



Seal Inspection

Seal Verification and Inspection Process:

V V T T

V - View seal & container locking hardware

V - Verify seal number

T - Tug on seal to make sure it's on right

T - Twist & turn seal to make sure it doesn't unscrew

Unified Global Security: The Challenge Ahead



View
Seal

Seal Inspection

- Seal Verification and Inspection Process:
 - View seal & container locking mechanisms.
 - Excessive damage to the seal or locking mechanisms must be reported to a Supervisor before opening the container




Unified Global Security: The Challenge Ahead



Seal Inspection

View
Seal

- Seal Verification and Inspection Process:
 - View seal & container locking mechanisms.



Look for loose bolt and hasp

Unified Global Security: The Challenge Ahead



Seal Inspection

Verify
Seal

- Seal Verification and Inspection Process:
 - Verify seal number for accuracy.



Seal number must match paperwork.

Unified Global Security: The Challenge Ahead



Seal Inspection

Tug
Seal

- Seal Verification and Inspection Process:
 - Tug on seal to make sure it is affixed properly. Seals that come apart must be reported to a Supervisor before opening the container. The container might have contraband inside!



Unified Global Security: The Challenge Ahead



Seal Inspection

- Seal Verification and Inspection Process:
 - Tug on seal to make sure it is affixed properly.




Seal stem is bent. Seal does not lock properly.

Unified Global Security: The Challenge Ahead

Seal Inspection

- Seal Verification and Inspection Process:
 - Tug on seal to make sure it is affixed properly.



Glue inside locking mechanism. Seal does not lock properly.

Unified Global Security: The Challenge Ahead

Seal Inspection

Twist
Seal

- Seal Verification and Inspection Process:
 - Twist & Turn seal to make sure it does not come off.
 - If a Seal is threaded, it can be unscrewed to gain access.



Unified Global Security: The Challenge Ahead



Seal Inspection

- Seal Verification and Inspection Process:
 - Twist & Turn seal to make sure it does not unscrew.



Twist counter-clockwise to unscrew.

Unified Global Security: The Challenge Ahead